

HAWK Signals in DC

The District Department of Transportation (DDOT) installed the first **HAWK** signal at Georgia Ave. and Hemlock St, NW in 2009. Since then, the **HAWK** signal (*also known as a Pedestrian Hybrid Beacon*) has been approved for use by the Federal Highway Administration.

DDOT plans to install more **HAWK** signals across the District to improve street crossing safety for pedestrians.



Pedestrian Safety

DDOT places a high priority on pedestrian safety and is focusing efforts on un-signalized crosswalks on high volume roadways. These crossings often do not meet engineering standards for installing a conventional traffic signal; therefore, DDOT uses other treatments.

District law requires motorists to legally stop and give the right of way to pedestrians within crosswalks. However, DDOT research has shown that on busy, high traffic roadways, only about 1 in 4 drivers are willing to stop for pedestrians in the crosswalk. If appropriate warrants are met, a **HAWK** signal can be installed on such roadways.

Accessibility

HAWK signals in the District usually feature Accessible Pedestrian Signal (APS) equipment that provide people with disabilities information about the signal. An audible message and vibrating arrow button announce when the **WALK** signal is on.



Side Street Traffic

If a side street is present at a **HAWK** signal, it will continue to be controlled by a stop sign.



Questions?

If you have any questions about the **HAWK** signal or any traffic control device in the District, please contact the following:

District Department of Transportation
55 M Street, SE, Suite 400
Washington, DC 20003

Email: ddot@dc.gov
Phone: (202) 673-6813
Website: ddot.dc.gov



HAWK Pedestrian Signal Guide



d.
District Department of Transportation



How does a HAWK Signal Work?

What is a HAWK Signal?



A **HAWK** (High-Intensity Activated crossWalk) signal is a signal-beacon designed to help pedestrians safely cross busy streets.

While different in appearance for motorists, for the pedestrian, this signal works like other push-button activated traffic signals in the District by stopping traffic with a red signal, allowing pedestrians to cross with a **WALK** signal. At certain locations, the signal can automatically detect the presence of pedestrians waiting to cross and will activate the signal.

HAWK signals can be installed on streets with regular traffic signals as part of the District's coordinated signal system.

Pedestrians

Will see this...



Will do this...

Push button to call for **WALK** signal
(some locations automatically detect pedestrians)



Wait
(It may take up to one minute for the signal to change)



Wait



Start crossing after you see the **WALK** signal
(Be sure traffic has stopped)



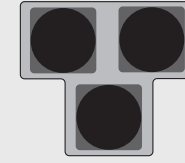
Continue Crossing
(Countdown signal)



Push the button to cross

Motorists

Will see this...




Will do this...


Proceed



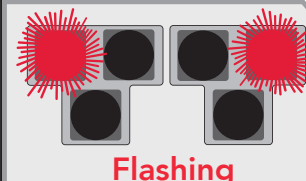
Proceed with Caution
(Signal has been activated)



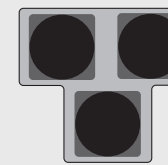
Slow down and prepare to STOP



STOP!



STOP!
Then proceed with caution if clear



Proceed